KOKKUPANEKUJUHEND
VOODI ROMAN 28875

Eemaldage pakkematerjal ja kontrollige üle kõik osad ja kinnitustarvikud. Järgige kokkupanekujuhiseid õiges järjekorras, et tagada kiire ja korrektne tulemus.

⚠ **HOIATUS! ÄRGE KEERAKE POLTE LÕPUNI KINNI ENNE KUI KOGU VOODI ON KOKKU PANDUD.**

OSADE LOETELU

A	Peats ja jaluts	X1
B	Küljed	X2
C	Jalad	X2
D	Nurgaplokk	X2
E	Tugijalad	X5
F	Keskmine tala	X1
G	Põhjalipid	X13
H	Tugiplokk	X1

KINNITUSTARVIKUD

a	JCBC M6x50mm	X10
b	JCBC M6x60mm	X5
c	Seib M6	X10
d	JCBB M8x50mm	X4
e	JCBB M8x20mm	X8
f	Seib M8	X4
g	CSK M4x30mm	X26
h	Kõrguse regulaator	X5
i	JCBC M6x30mm	X2
j	Võti M4	X1
k	Võti M6	X1

SAMM 1

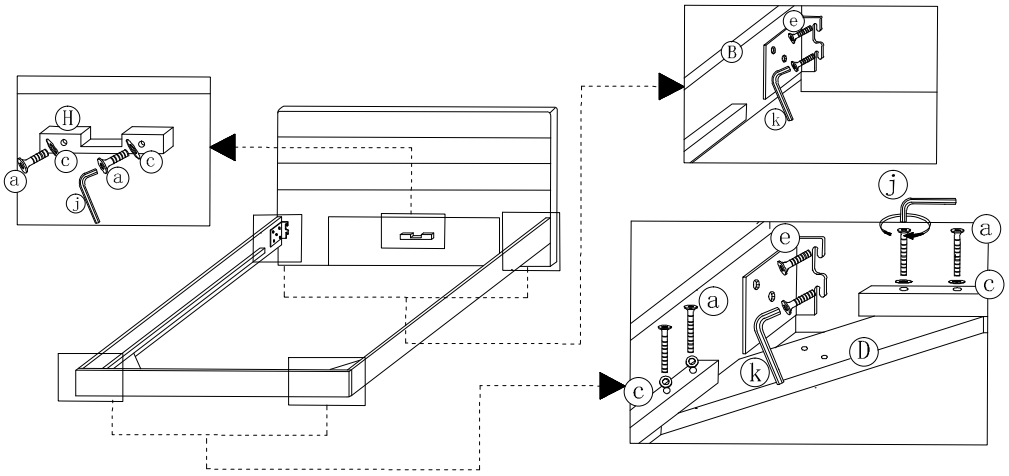

SAMM 2

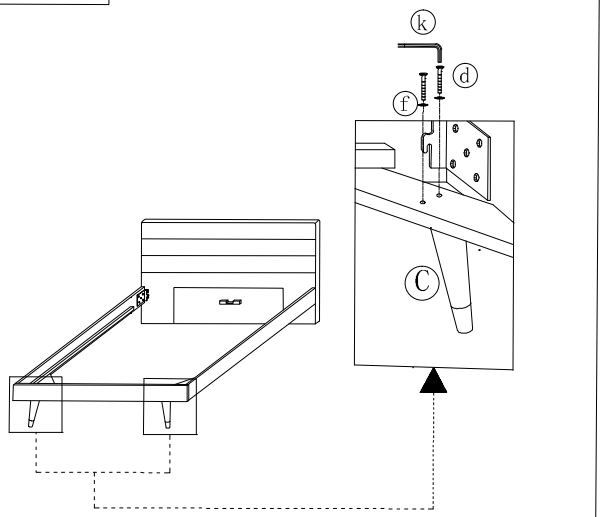

SAMM 3

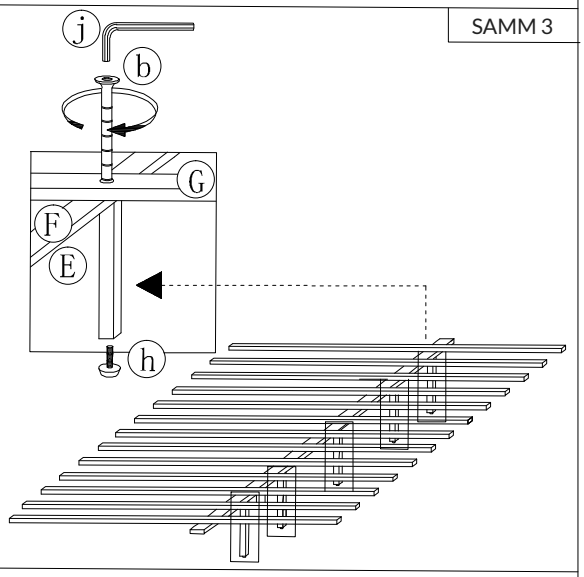
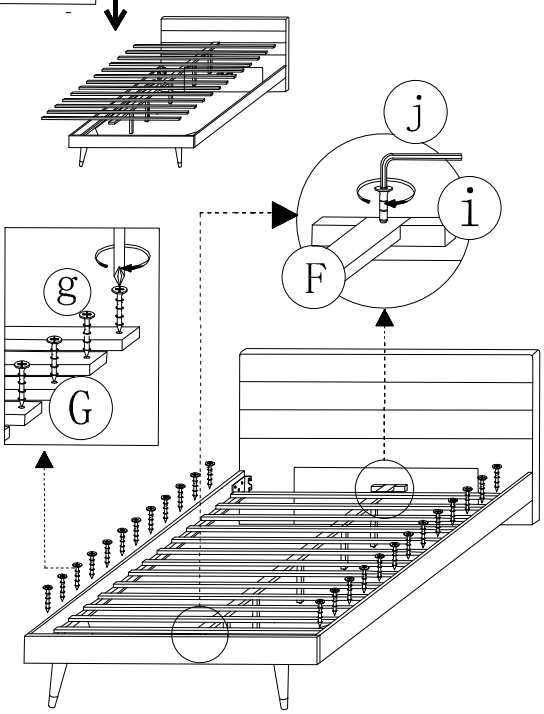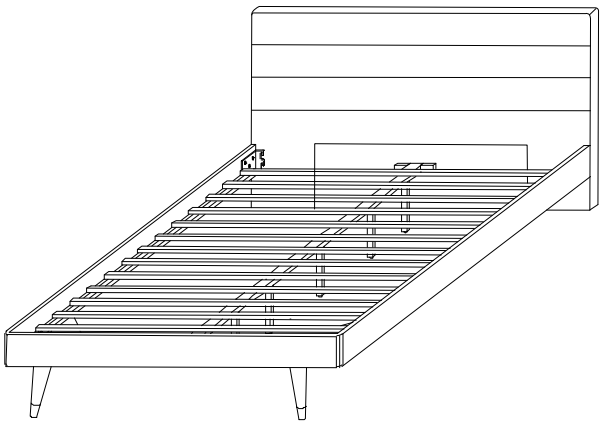
SAMM 4