
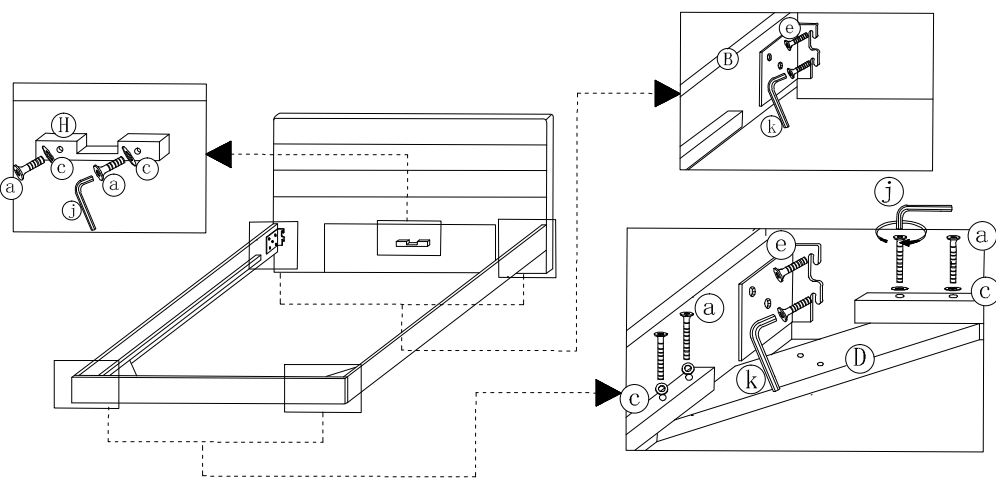






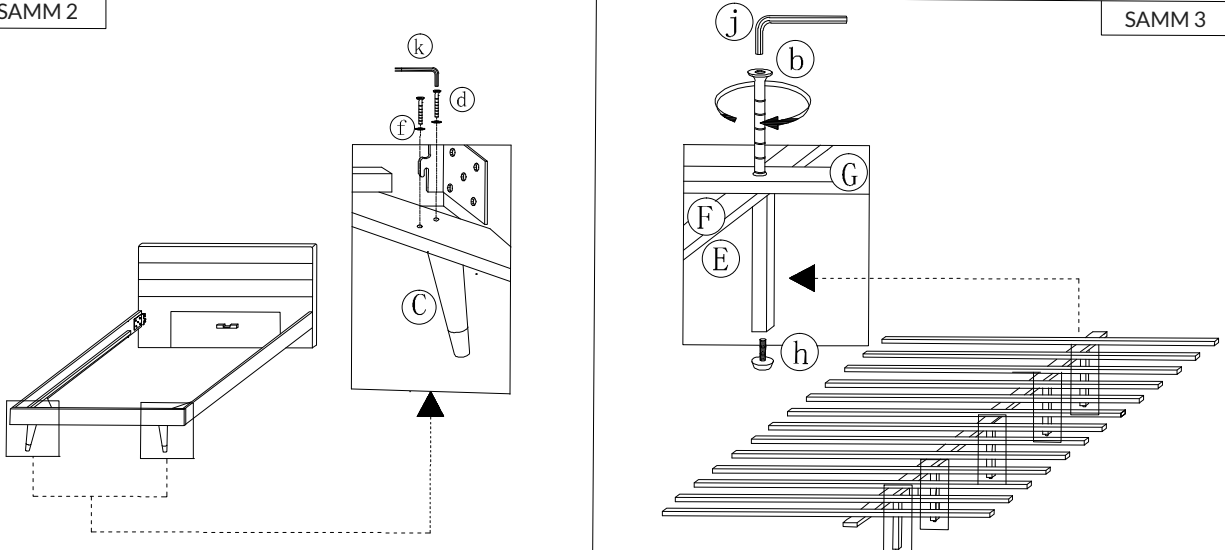
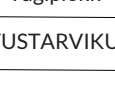













# KOKKUPANEKUJUHEND

## VOODI ROMAN 28875

Eemaldage pakkematerjal ja kontrollige üle kõik osad ja kinnitustarvikud. Järgige kokkupane juhiseid õiges järjekorras, et tagada kiire ja korrektne tulemus.

**⚠ HOIATUS! ÄRGE KEERAKE POLTE LÕPUNI KINNI ENNE KUI KOGU VOODI ON KOKKU PANDUD.**

OSADE LOETELU			SAMM 1		
A	 Peats ja jaluts	X1			
B	 Küljed	X2			
C	 Jalad	X2			
D	 Nurgaplokk	X2			
E	 Tugijalad	X5			
F	 Keskmise tala	X1	SAMM 2		
G	 Põhjalpid	X13			
H	 Tugiablokk	X1			
KINNITUSTARVIKUD					
a	 JCBC M6x50mm	X10			
b	 JCBC M6x60mm	X5			
c	 Seib M6	X10			
d	 JCBB M8x50mm	X4			
e	 JCBB M8x20mm	X8			
f	 Seib M8	X4			
g	 CSK M4x30mm	X26			
h	 Kõrguse regulaator	X5			
i	 JCBC M6x30mm	X2			
j	 Võti M4	X1			
k	 Võti M6	X1			
			SAMM 3		
			SAMM 4	