
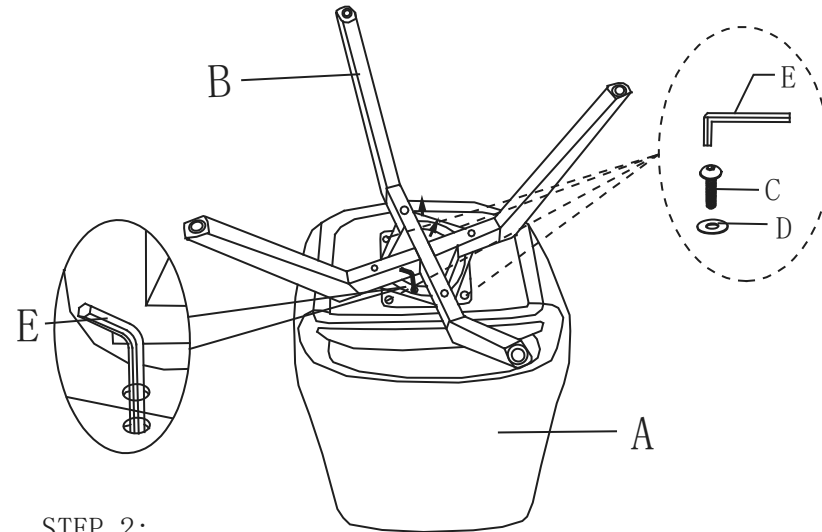



ASSEMBLY INSTRUCTION








STEP 1:



STEP 2:



ITEM	PART	NAME	QUANTITY
Ⓐ		SEAT	1
Ⓑ		LEG	1
Ⓒ		BOLT	4
Ⓓ		WASHER	4
Ⓔ		ALLEN KEY	1

NOTE:

PLEASE PUT THE CHAIR ONTO A SOFT AND CLEAN SURFACE FOR ASSEMBLY.