
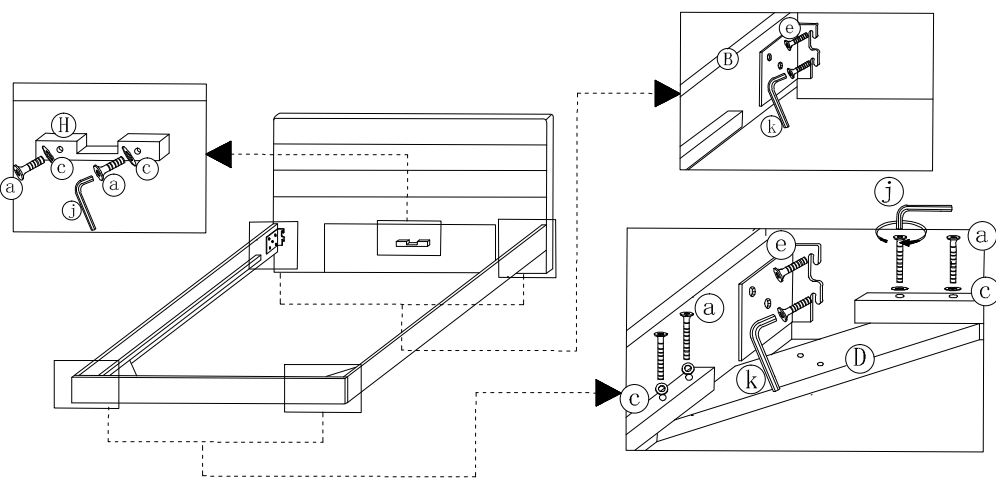






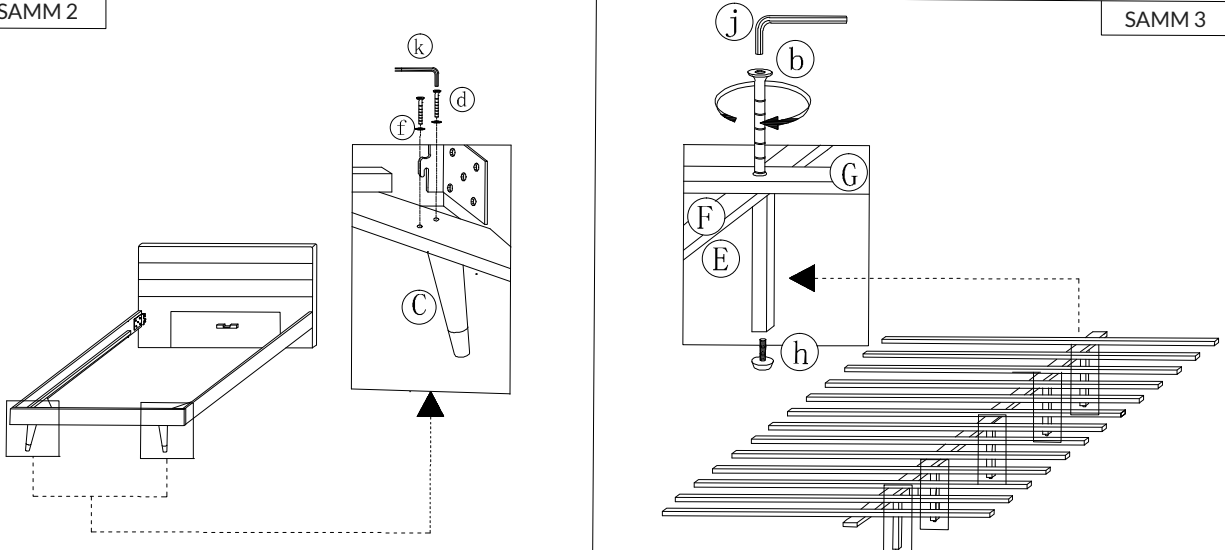
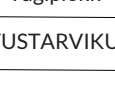














KOKKUPANEKUJUHEND

VOODI ROMAN 28875

Eemaldage pakkematerjal ja kontrollige üle kõik osad ja kinnitustarvikud. Järgige kokkupanekujuhiseid õiges järjekorras, et tagada kiire ja korrektne tulemus.

⚠ HOIATUS! ÄRGE KEERAKE POLTE LÕPUNI KINNI ENNE KUI KOGU VOODI ON KOKKU PANDUD.

OSADE LOETELU			SAMM 1		
A		X1			
B		X2			
C		X2			
D		X2			
E		X5			
F		X1	SAMM 2		
G		X13		SAMM 3	
H		X1			
KINNITUSTARVIKUD					
a		X10			
b		X5			
c		X10			
d		X4	SAMM 4		
e		X8			
f		X4			
g		X26			
h		X5			
i		X2			
j		X1			
k		X1			