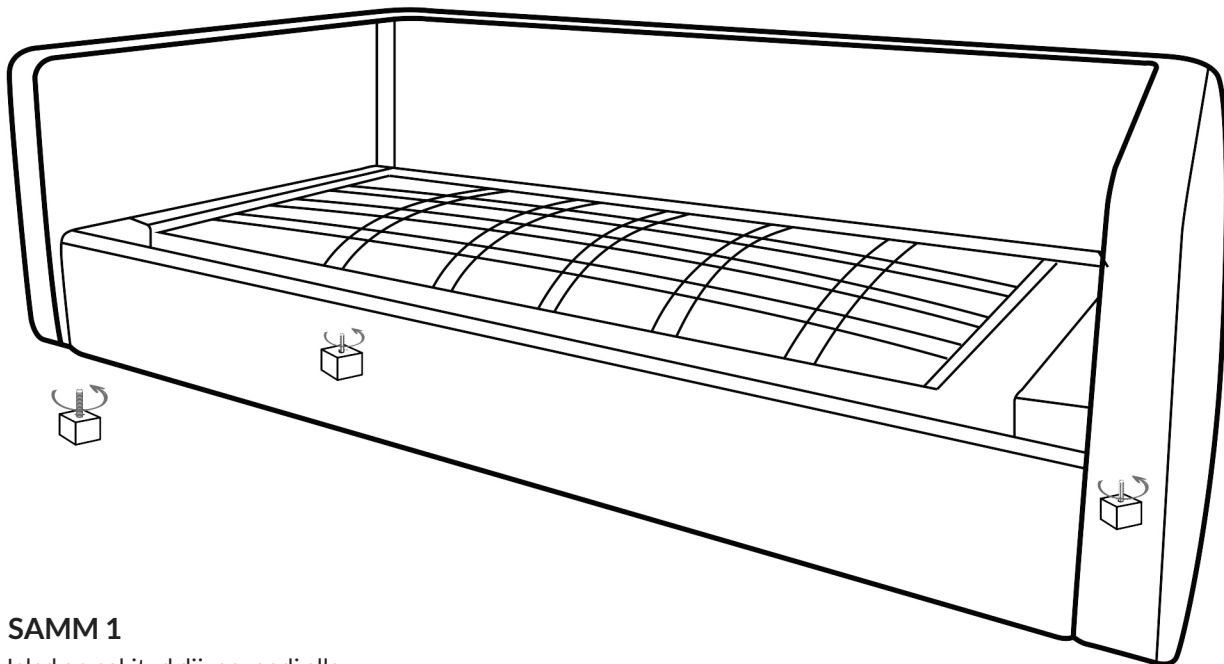


A. iste / seat x1



B. jalg / leg x4



SAMM 1


Jalad on pakitud diivanvoodi alla.
Paigaldage jalad vastavalt joonisele.

STEP 1

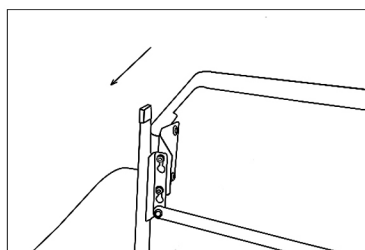
Take out the legs from the bottom of sofa.
Assemble the legs as instructed.



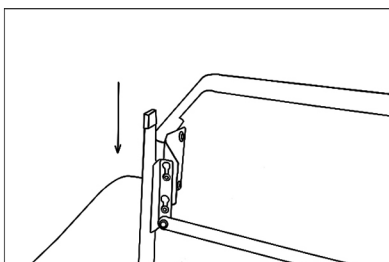
1.



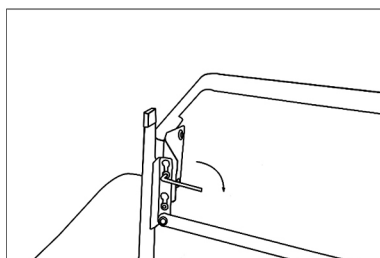
2.



3.



4.

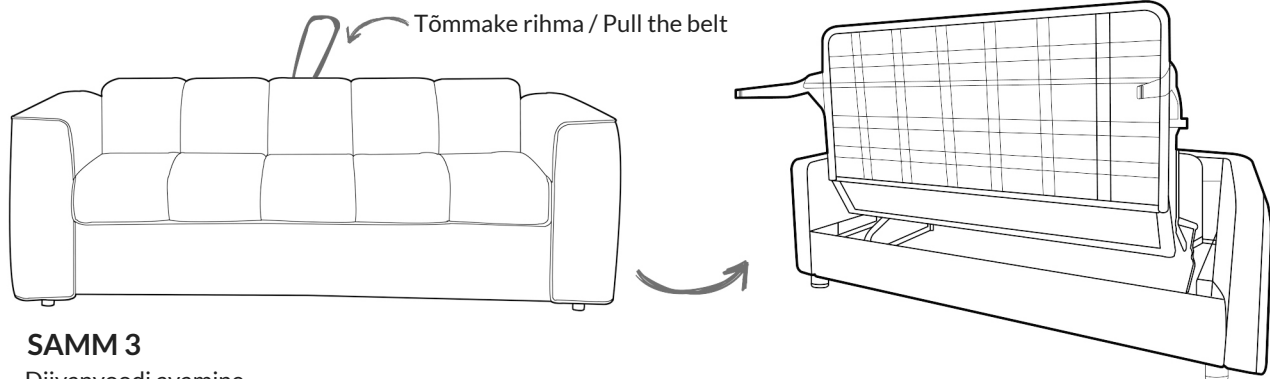


SAMM 2

Lükake seljatugi taha hoides mõlema käega nii, et klambrid jääksid kohakuti. Ühendage klambrite vastaspooled omavahel, surudes alla nii, et need kokku klõpsavad. Keerake ühendus poltidega kinni.

STEP 2

Hold back and flap with both hands and line male and female brackets together. Apply downward force to top of back (one side at a time) to ensure snap engagement. Tighten the bolts to fix the back.




SAMM 3

Diivanvoodi avamine.
Hoidke rihmast ja tõmmake voodiraam ette välja.

STEP 3

Open the sofa bed.
Pull hard forward to open the sofa bed.



SAMM 4

Diivanvoodi kokkupanemine.
Hoidke keskelt, lükake raam üles, voltige kokku ja lükake taha.

STEP 4

Close the mechanism.
Hold the middle, push the frame up, fold it and push it back.

