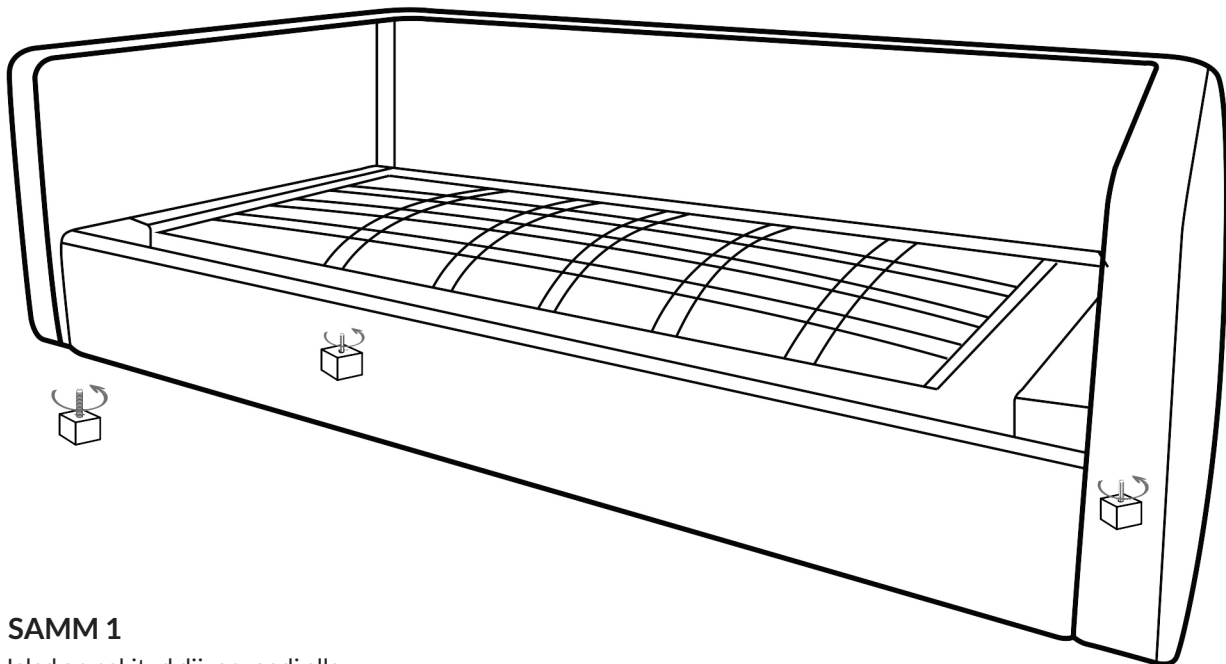


A. iste / seat x1



B. jalg / leg x4

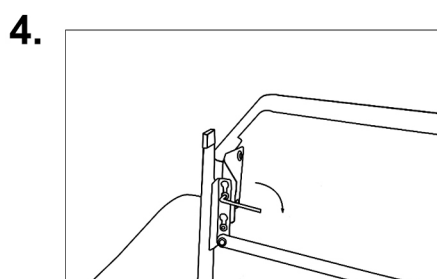
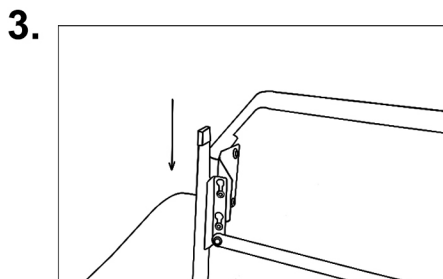
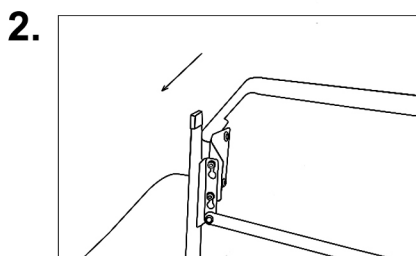



### SAMM 1

Jalad on pakitud diivanvoodi alla.  
Paigaldage jalad vastavalt joonisele.

### STEP 1

Take out the legs from the bottom of sofa.  
Assemble the legs as instructed.

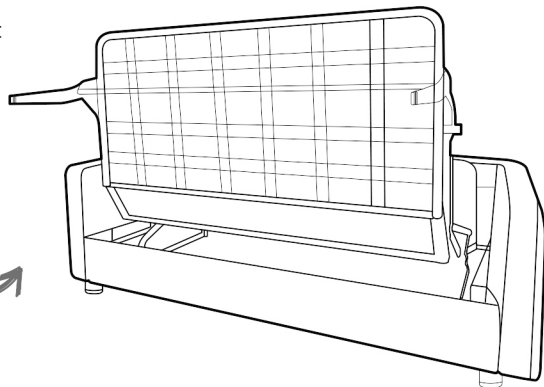
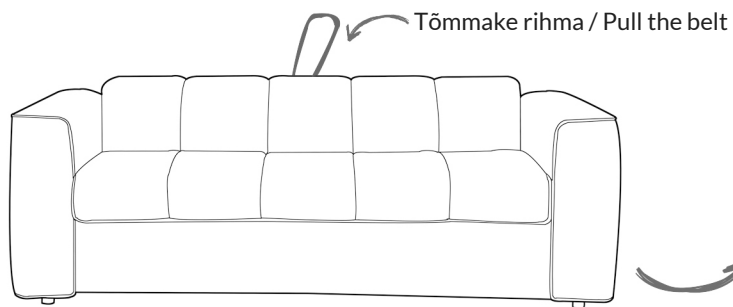


### SAMM 2

Lükake seljatugi taha hoides mõlema käega nii, et klambrid jääksid kohakuti. Ühendage klambrite vastaspooled omavahel, surudes alla nii, et need kokku klõpsavad. Keerake ühendus poltidega kinni.

### STEP 2

Hold back and flap with both hands and line male and female brackets together. Apply downward force to top of back (one side at a time) to ensure snap engagement. Tighten the bolts to fix the back

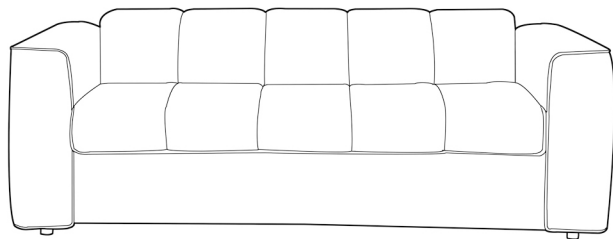
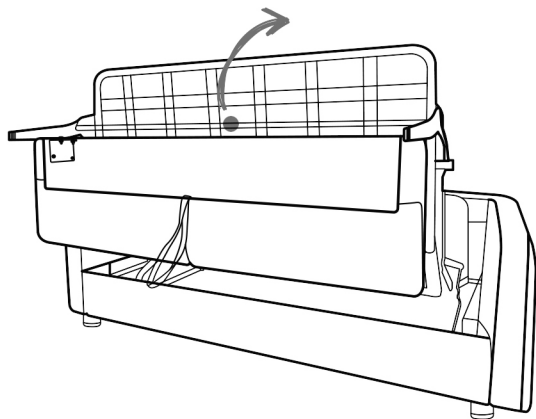


### SAMM 3

Diivanvoodi avamine.  
Hoidke rihmast ja tõmmake voodiraam ette välja.

### STEP 3

Open the sofa bed.  
Pull hard forward to open the sofa bed.



### SAMM 4

Diivanvoodi kokkupanemine.  
Hoidke keskelt, lükake raam üles, voltige kokku ja lükake taha.

### STEP 4

Close the mechanism.  
Hold the middle, push the frame up, fold it and push it back.

